

Florida Center for Students with
UNIQUE ABILITIES

Building and Supporting Your Florida Postsecondary Comprehensive Transition Program

Paula D. Kohler, Ph.D.
Executive Director



Today

- ▶ Florida Postsecondary Comprehensive Transition Programs
- ▶ Understanding program characteristics
- ▶ Conceptualizing and submitting a FPCTP application
- ▶ Conceptualizing and submitting a FPCTP grant proposal
- ▶ Discussion: Questions raised by IHEs
- ▶ Q & A

Questions Raised

- ▶ Why would you want to start a program for students with intellectual disabilities at a university?
- ▶ What does the institution get out of such a program?

Federal Guidance: 2011

- ▶ Letter to accrediting agency executive directors
- ▶ Letter to IHE financial aid offices
- ▶ Title IV provisions re: federal student aid
- ▶ Instructions to submit updated application
- ▶ Outlined CTP requirements
- ▶ IHEs must notify accrediting agency of the CTP

Federal Support: 2010 and 2015

- ▶ National center - Think College
- ▶ Model demonstration projects - TPSID projects
- ▶ Florida Consortium on Inclusive Higher Education = a TPSID Project

The FPCTP Act

- ▶ Established the Florida Center for Students with Unique Abilities
- ▶ Established Florida Postsecondary Comprehensive Transition Programs (FPCTP)
- ▶ Funds scholarships for students to attend approved programs
- ▶ Funds start-up and enhancement grants

Eligible Postsecondary Institutions

- ▶ State university
- ▶ Florida College System institution
- ▶ Career technical center
- ▶ Charter technical career center
- ▶ An independent college or university that is located and chartered in this state, is not for profit, is accredited by the Commission on Colleges of the Southern Association of Colleges and Schools, and is eligible to participate in the William L. Boyd, IV, Florida Resident Access Grant Program.

Eligible Students

- ▶ Be a "student with an intellectual disability" as that term is defined in 20 U.S.C. s. 1140(2), including, but not limited to, a transitional student (age 18 - 26)
- ▶ Physically attend the eligible institution
- ▶ Submit documentation regarding his or her intellectual disability

FPCT Programs

- ▶ Focus on employment outcomes
- ▶ Inclusive contexts
- ▶ No less than half-time enrollment
- ▶ Meaningful credential, industry certification
- ▶ Requires definition of *satisfactory academic progress (SAP)*
- ▶ Requires federal comprehensive transition program application

Questions Raised

- ▶ In what cases can earning a credential qualify a student to access new opportunities to continue their education?
- ▶ How can an institution ensure it is maintaining rigor, particularly if it has different definitions of SAP?
- ▶ Is it acceptable to add a credential that can only be pursued by a subset of students (in regard to credentials specifically for students enrolled in FPCTPs)?

What's a FPCTP Look Like?

- ▶ What credential?
- ▶ What curriculum? Scope and sequence?
- ▶ Where does it “live”
- ▶ Who does what?
- ▶ Whom do we serve?
- ▶ How do we sustain it?

FPCTPs Are Spreading

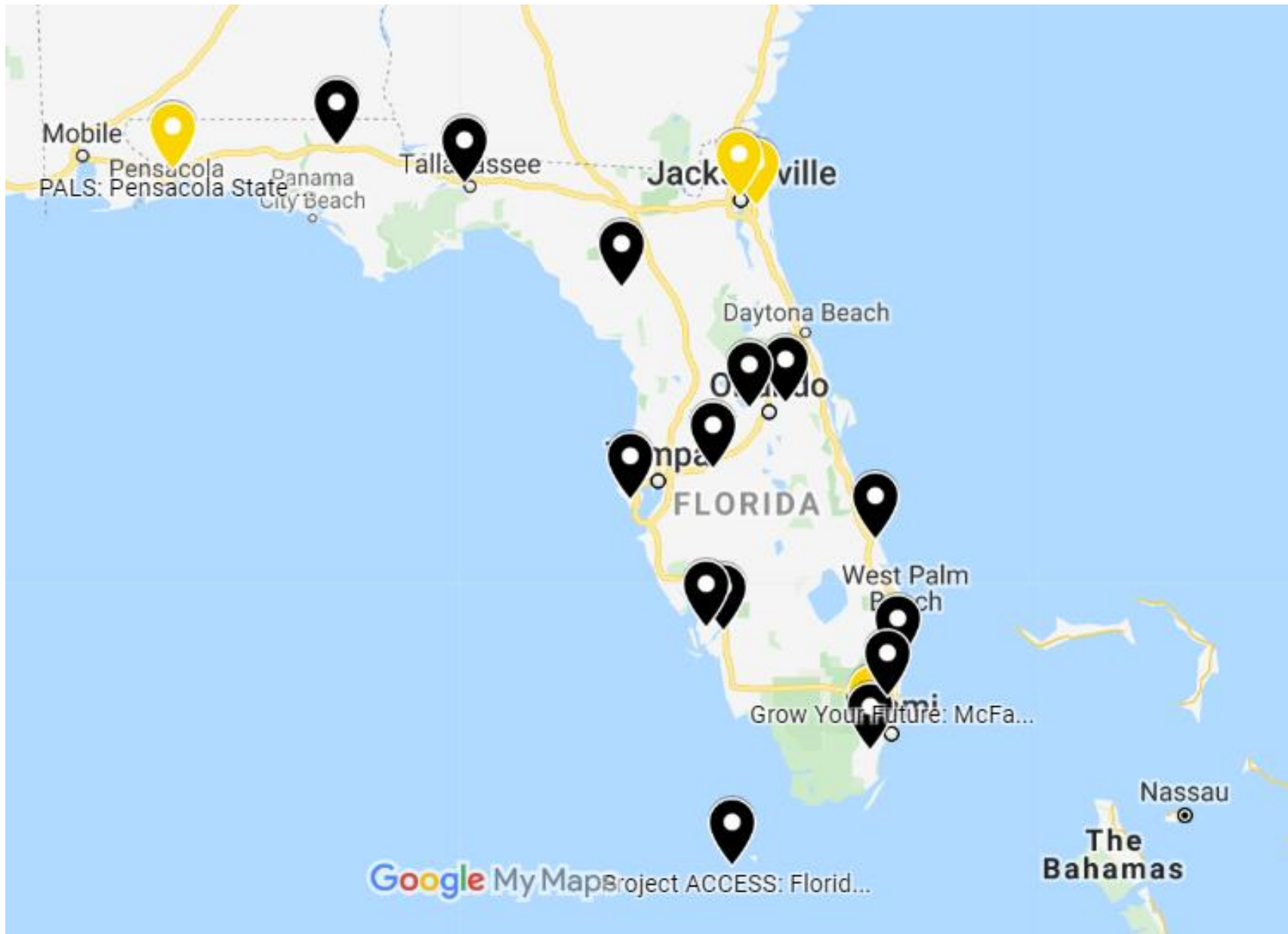
- ▶ Universities, state colleges, tech colleges
- ▶ First there were 4
- ▶ Then there were 8
- ▶ Now there are 13
- ▶ 5 more are pending approval!

FPCT Programs

- ▶ Universities
 - Florida Atlantic University - Jupiter and Boca Baton
 - University of Central Florida - Orlando
 - Southeastern University - Lakeland
- ▶ State Colleges
 - College of the Florida Keys - Key West
 - Indian River State College - Ft. Pierce
 - Santa Fe College - Gainesville
 - St. Petersburg College - St. Pete (admit students in fall 2019)
 - Tallahassee Community College - Tallahassee

FPCT Programs

- ▶ Technical Colleges
 - Cape Coral Technical College (LCPS)
 - Ft. Myers Technical College (LCPS)
 - Florida Panhandle Technical College - Chipley
 - McFatter Technical College (BCPS)
 - Orange Technical College (OCPS) (approval pending)
 - Robert Morgan Technical College (M-DCPS)
 - Sheridan Technical College (BCPS)



Florida Center for Students with
UNIQUE ABILITIES

FPCTPs In the Works

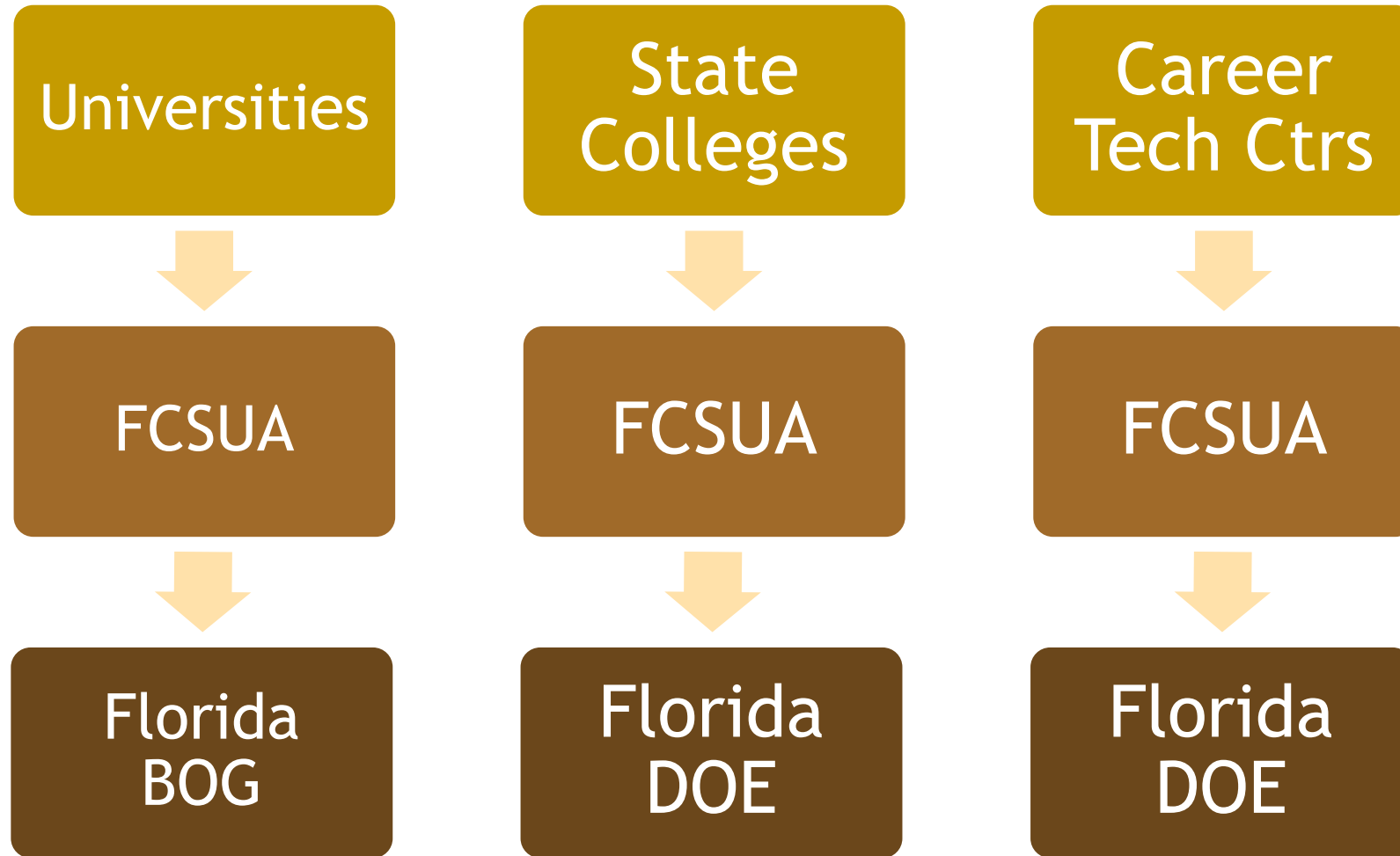
Actively developing and/or drafts submitted

- ▶ Florida International University
- ▶ Florida Gulf Coast University
- ▶ Immokalee Technical College
- ▶ Broward College
- ▶ Several other tech colleges

FPCT Program Approval

- ▶ Initial approval is for 3 years
- ▶ Renewal approval is for 5 years
- ▶ The application includes description of:
 - Recruiting, assessing, advising students
 - Credential(s)
 - Curriculum
 - Partnerships

FPCTP Approval Process



Questions Raised

- ▶ How do you build a program development and implementation team?
- ▶ Do faculty play nice with “these students” in their classes?
- ▶ What kind of trouble can “these students” get into on campus?

FCSUA Resources



- ▶ FPCTP Scholarships
- ▶ FPCTP Start-up and Enhancement Grants

FPCTP Scholarships

- ▶ Scholarships are available for eligible students attending the approved FPCTPs
- ▶ \$7,000 annual scholarship
- ▶ 117 scholarships awarded in 2018 - 19
- ▶ 128 scholarships awarded so far this year, with three new programs admitting students in January 2020

FPCTP Scholarships - Can Cover

- ▶ Tuition
- ▶ Fees - associated with specific courses
- ▶ Fees - program specific such as mentor, internship
- ▶ Books
- ▶ Technology, equipment
- ▶ Travel (e.g., to SkillsUSA events)
- ▶ Transportation
- ▶ Industry certification exams

FPCTP Grants to IHEs

- ▶ Up to \$300,000
- ▶ Spread from 1 to 3 years
- ▶ Start a new program or extend, expand, improve an existing program
- ▶ Tech colleges are considered an “institution” so multiple colleges within a district can access a grant

FPCT Grants

- ▶ 2 programs awarded 2016-17 just received new awards
 - McFatter RMECTC
- ▶ 5 programs awarded 2016-17 (will expire June 30, 2020)
 - FAU CFK (FKCC) IRSC
 - SFC UCF
- ▶ Recent awards to LCPS, OTC, SEU, SPC, TCC

FPCTP Grants - Can Cover

- ▶ Personnel
 - Program coordinator
 - Instructors - % of assignment or supplement for “overload”
 - Support staff
 - Mentors
- ▶ Curriculum materials
 - Manuals
 - Materials
 - Supplies

FPCTP Grants - Can Cover

- ▶ Equipment
 - Program specific
 - Staff
- ▶ Travel
 - Off-site (e.g., program development, internship supervision, job placement, etc.)
 - Professional development
 - FCSUA required events
- ▶ Other - just ask

Challenges - Common Questions

- ▶ What credential?
- ▶ What curriculum? Scope and sequence?
- ▶ Where does it “live”
- ▶ Who does what?
- ▶ Whom do we serve?
- ▶ How do we sustain it?

FPCTP Characteristics

- ▶ Campus context - single site, multi-site
- ▶ Organization and context of the curriculum
- ▶ Number of students served by the FPCTP
- ▶ Length of the program
- ▶ Credentials available, including industry certifications, micro-credentials
- ▶ Staffing
- ▶ Peer mentor supports
- ▶ Residential options
- ▶ Cost recovery

Get the Details

- ▶ www.fcsua.org
- ▶ FCSUA 2019 Annual Report

Organization and Context

- ▶ IRSC - Industrial education
- ▶ Santa Fe - Affiliation with adult education
- ▶ CFK - student services and specific programs
- ▶ FAU - College of Education
- ▶ UCF - Continuing education
- ▶ RMECTC - Specific career tech programs

FPCTP Length and Enrollment

Institution	Length of Program	Length of Program			Number Students
		Fall	Spring	Summer	
Florida Atlantic University	2+ years	X	X	X	34
Florida Keys Community College	1-3 years	X	X	X	10
Florida Panhandle Technical College	No report				
Indian River State College	2 years	X	X	X	15
McFatter Technical College (BCPS)	2 years	X	X	X	12
Robert Morgan Tech College (M-DCPS)	Varies	X	X	X	8
Santa Fe College	2 years	X	X		14
Southeastern University	2 years	X	X		4
University of Central Florida	2.5 years	X	X	X ¹	24

Number of New Students by Year

Institution	2016- 2017	2017- 2018	2018- 2019	Total
Florida Atlantic University	22	7	11	40
Florida Keys Community College	3	3	6	12
Florida Panhandle Technical College	No report	No report	No report	
Indian River State College	-	7	8	15
McFatter Technical College (BCPS)	-	7	7	14
Robert Morgan Tech College (M-DCPS)	-	8	1	9
Santa Fe College	5	7	8	20
Southeastern University	-	-	4	4
University of Central Florida	18	3	5	26
Total	48	42	50	140

FPCTP Credentials Available

- ▶ Range from institution to institution
- ▶ Some are specialized (see FAU)
- ▶ Others provide a pathway (see FKCC)
- ▶ Others ID specific programs (see Orange Tech)
- ▶ Others are the same as available to any student (see Cape Coral and Ft. Myers Tech)

FPCTP Credentials Available

- ▶ https://fcsua.org/docs/FCSUA_Annual%20Report_Oct%201_2019_FINAL%20w%20APPEN.pdf
- ▶ ..\..\Reports\Annual Report_October 2019\Appendices\H - Credentials

Questions Raised

- ▶ Where and how does such a credential fit in a university?
- ▶ What does this/do these credentials look like?
- ▶ What essential elements must be included in a credential to ensure accreditation?
- ▶ How does a credential differ from a degree?
- ▶ How does an institution that traditionally only offers degrees to undergraduates go about developing a credential?

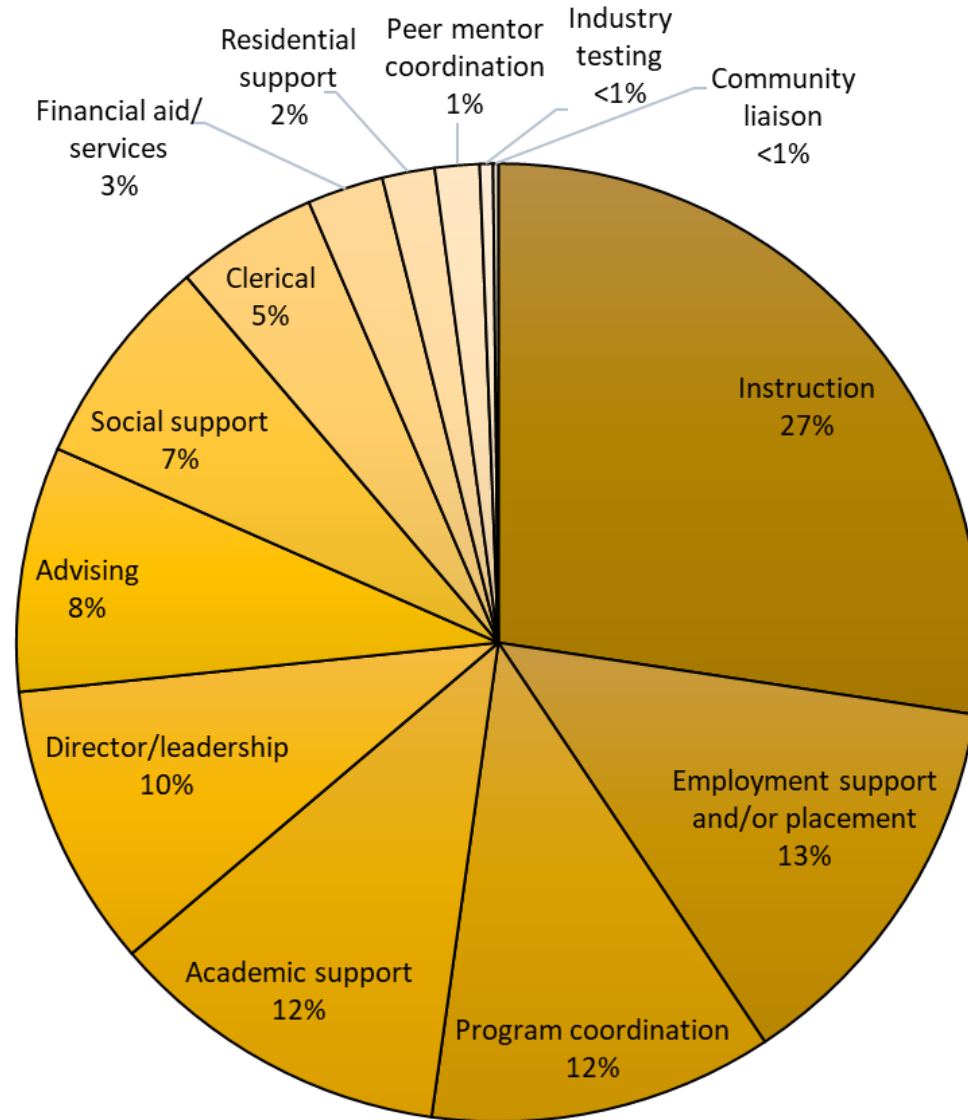
Staffing the FPCTP

- ▶ https://fcsua.org/docs/FCSUA_Annual%20Report_Oct%201_2019_FINAL%20w%20APPEN.pdf
- ▶ ..\..\Reports\Annual Report_October 2019\Program info data\Program staffing by institution Table.pdf

Staff Roles and Hours

Institution	Total Staff Hours per Week at FPCTP	Hours per Role per Week												
		Director/Leadership	Program Coordination	Clerical	Advising	Instruction	Employment Support and/or Placement	Residential Support ¹	Academic Support	Social Support	Community Liaison	Financial Aid/Services	Industry Testing	Peer Mentor Coordination
FAU	295.0	6.0	27.0	7.0	29.0	103.0	71.0		21.0	20.0	2.0	9.0		
FKCC	96.6	8.0	19.0	5.0	16.9	18.0	5.7	2.0	17.0	5.0				
FPTC	No report													
IRSC	110.0	5.0	8.0	10.0	12.0	25.0	5.0		25.0	20.0				
McFatter	113.5	5.0	23.0		1.0	37.0	12.0		19.0	16.5				
RMECTC	171.0	35.0	14.0	9.0	16.0	47.0			28.0	17.0			5.0	
SFC	91.0	3.0	8.0	5.0	17.0	44.0	7.0		1.0	1.0				5.0
SEU	90.0	12.0	12.0	5.0	2.0	12.0		5.0	20.0	2.0		20.0		
UCF	168.0	35.0	20.0	13.0		25.0	50.0	13.0						12.0
Total	1135.1	109.0	131.0	54.0	93.9	311.0	150.7	20.0	131.0	81.5	2.0	29.0	5.0	17.0

Percentage of FPCTP Staff Hours per Week by Role in 2018-19 (n = 1135.1)



Funding FPCTP Staff

Institution	Total Staff Hours per Week	Hours Funded by FPCTP Grant		Hours Funded Directly by the IHE		Hours Funded by Other Sources	
		<i>n</i>	%	<i>n</i>	%	<i>n</i>	%
FAU	295.0	41.0	14%	4.5	1%	249.5	85%
FPTC	No report						
IRSC	110.0	60.0	55%	50.0	45%	0.0	0%
McFatter	113.5	78.5	69%	35.0	31%	0.0	0%
RMECTC							
June - Dec 2018	171.0	112.0	65%	32.0	19%	27.0	16%
Dec 2018 - Jul 2019	same	58.0	34%	32.0	19%	81.0	47%
SFC	91.0	52.0	57%	28.0	31%	11.0	12%
SEU	90.0	75.0	83%	15.0	17%	0.0	0%
FKCC	96.6	68.1	70%	20.0	21%	8.5	9%
UCF	168.0	80.6	48%	87.4	52%	0.0	0%
Total							
June - Dec 2018	1,135.1	513.2	45%	271.9	24%	350.0	31%
Dec 2018-Jul 2019	same	567.2	50%	271.9	24%	296.0	26%

¹ During 2018-19, the funding sources for Robert Morgan staff changed. Six staff positions, totaling 54 hours per week were funded with resources from the FPCTP Grant between late June 2018 and late December 2018. The same positions were funded with resources from the Florida Development Disabilities Council (FDDC) from late December 2018 through July 2019.

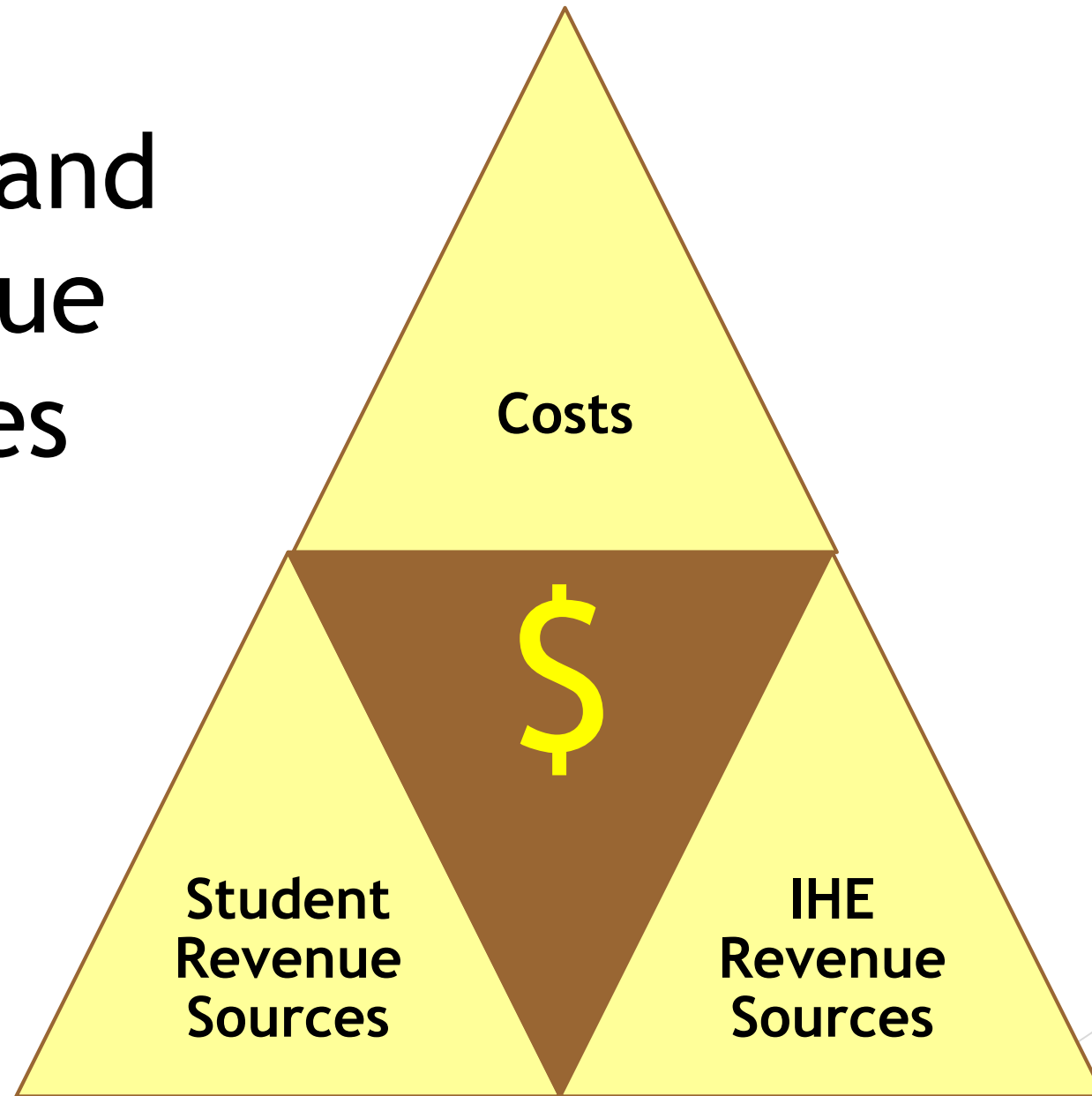
Peer Mentor Support

Institution	Use Peer Mentors	Type of Compensation if Any	# Peer Mentors	Total Hours /Week of Peer Mentor Support	# FPCTP Students	Hours/Week Peer Mentor Support per Student
FAU	Yes	Stipend or hourly wage	17	68	34	2.00
FKCC	Yes	Scholarship	8	64	10	6.40
FPTC	-					
IRSC	No				15	
McFatter	No				12	
RMECTC	Yes	None	6	30	8	3.75
SFC	Yes	Stipend or hourly wage	6	56	14	4.00
SEU	Yes	Reduction in tuition or fees	7	23	4	5.75
UCF	Yes	Stipend or hourly wage	13	150	24	6.25

Peer Mentor Support

Institution	Employment	Residential*	Academic	Social	Other
FAU	X		X	X	
FKCC*		X	X	X	
RMECTC			X	X	Support participation in SkillsUSA competitions
SFC	X		X	X	
SEU*		X		X	
UCF*		X	X	X	

Costs and Revenue Sources



Conceptualizing FPCTP Costs

Costs	Cost Recovery Revenue Sources	Revenue Sources – Students
<p>Typical Higher Education</p> <ul style="list-style-type: none"> ▶ Instruction ▶ Instructional materials ▶ Textbooks ▶ Advising ▶ Other support services ▶ Facilities, physical plant, maintenance ▶ Business functions (accounting, HR, administration, etc.) ▶ Equipment ▶ Technology ▶ Safety ▶ Grounds ▶ Transportation ▶ Housing ▶ Other 	<p>Typical Higher Education</p> <ul style="list-style-type: none"> ▶ Standard tuition* ▶ Differential tuition ▶ Enrollment fees ▶ Technology fees ▶ Transportation fees ▶ Lab fees ▶ State FTE funds ▶ Development/gifts ▶ External funding/grants ▶ F&A recovery from externally-funded projects ▶ Other ▶ * Student credit hours! 	<p>Typical Higher Education</p> <ul style="list-style-type: none"> ▶ Parent(s) ▶ Spouse ▶ Higher ed savings accounts ▶ Scholarships ▶ Federal financial aid (i.e., Pell Grant, FSEOG, Work-Study) ▶ Student loans (including Federal) ▶ Employment ▶ Paid internship ▶ Gifts specific to a student ▶ Traditional VR service support ▶ Pre-employment VR service support (<22 yrs) ▶ Other ▶
<p>Unique to FPCTP</p> <ul style="list-style-type: none"> ▶ Program administration ▶ Mentors ▶ Specialized technology ▶ Program-specific activities ▶ Program-specific student supports ▶ Job placement services ▶ Other 	<p>Unique to FPCTP</p> <ul style="list-style-type: none"> ▶ Specific service fees ▶ Service contracts (e.g., VR vendor) ▶ FPCTP Grant (up to three years) 	<p>Unique to FPCTP</p> <ul style="list-style-type: none"> ▶ FPCTP Scholarship ▶ Other service agency support (e.g., FDDC) ▶ Specific grant support ▶ Student loans (not Federal) ▶ Federal financial aid (i.e., ONLY Pell Grant, FSEOG, Work-Study), when CTP approved

Conceptualizing FPCTP Costs

Typical Higher Education	Unique to FPCTP
<ul style="list-style-type: none">▶ Instruction▶ Instructional materials▶ Textbooks▶ Advising▶ Other support services▶ Facilities, physical plant, maintenance▶ Business functions (accounting, HR, administration, etc.)▶ Equipment▶ Technology▶ Safety▶ Grounds▶ Transportation▶ Housing	<ul style="list-style-type: none">▶ Program administration▶ Mentors▶ Specialized technology▶ Program-specific activities▶ Program-specific student supports▶ Job placement services▶ Other

Conceptualizing Revenue Sources

Typical Higher Education	Unique to FPCTP
<ul style="list-style-type: none">▶ Standard tuition*▶ Differential tuition*▶ Enrollment fees▶ Technology fees▶ Transportation fees▶ Lab fees▶ State FTE funds▶ Development/gifts▶ External funding/grants▶ F&A recovery from externally-funded projects▶ Other <p>* Student credit hours!</p>	<ul style="list-style-type: none">▶ Specific service fees▶ Service contracts (e.g., VR vendor)▶ FPCTP Grant (up to three years)

FPCTP Student Revenue Sources

Typical Higher Education	Unique to FPCTP
<ul style="list-style-type: none">▶ Parent(s)▶ Spouse▶ Higher ed savings accounts▶ Scholarships▶ Federal financial aid (i.e., Pell Grant, FSEOG, Work-Study)▶ Student loans (including Federal)▶ Employment▶ Paid internship▶ Gifts specific to a student▶ Traditional VR service support▶ Pre-employment VR service support (<22 yrs)▶ Other	<ul style="list-style-type: none">▶ FPCTP Scholarship▶ Other service agency support (e.g., FDDC)▶ Specific grant support▶ Student loans (not Federal)▶ Federal financial aid (i.e., ONLY Pell Grant, FSEOG, Work-Study), when CTP approved

FPCTP Costs

General student costs to participate in the institution's FPCTP	Estimated cost per student Fall semester	Estimated cost per student Spring semester	Estimated cost per student Summer semester	Total General Cost	Revenue Sources	Revenue Amount
Tuition (Resident)	\$1,250	\$1,250	\$750	\$3,250		
Tech fee	300	300	-	600		
Other fee: Enrollment fee	100	-	-	100		
Other fee:						
Other fee:						
Meal plan						
Housing						
Books	100	100	50	250		
Other:						
Total general FPCTP costs	\$1,750	\$1,650	\$800	\$4,200		
Costs of additional services unique to participation in the institution's FPCTP	Estimated cost per student Fall semester	Estimated cost per student Spring semester	Estimated cost per student Summer semester	Total Unique Cost	Unique Revenue Sources	Revenue Amount
Mentor	\$100	\$100	\$50	\$250		
Transportation						
Internship supervision	150	150	75	375		
Fieldtrips						
Special technology	500	-	-	500		
Other: Consumable supplies	75	75	75	225		
Other:						
Total unique FPCTP costs	825	325	200	1,350		
TOTAL ESTIMATED FPCTP COSTS	\$2,575	\$1,975	\$ 1,000	\$5,550	FPCTP Scholarship	\$7,000

This Model Includes

Basic Direct Costs

- ▶ Instruction
- ▶ Specific FPCTP services
- ▶ Expenses charged to students

Recovering Costs from/for Students

- ▶ Fees for services, billed to student account
- ▶ Generate student credit hours for learning experiences - recover via tuition
 - Courses
 - Occupational skill development experiences
 - Social/emotional skills development experiences
 - Independent living skill development experiences
 - Work experience, internships

Recovering Costs via Students

- ▶ Assist students to become VR clients with an Individual Plan for Employment (IPE) that includes employment preparation via the CTP
- ▶ Become a VR vendor (e.g., for job placement)
- ▶ Upon your Federal CTP approval, assist students to apply for Federal financial aid

This Model Doesn't Include

Many Indirect Costs

- ▶ Administration of this particular program
- ▶ Marginal costs of services for these students

Recovering “Indirect” Costs

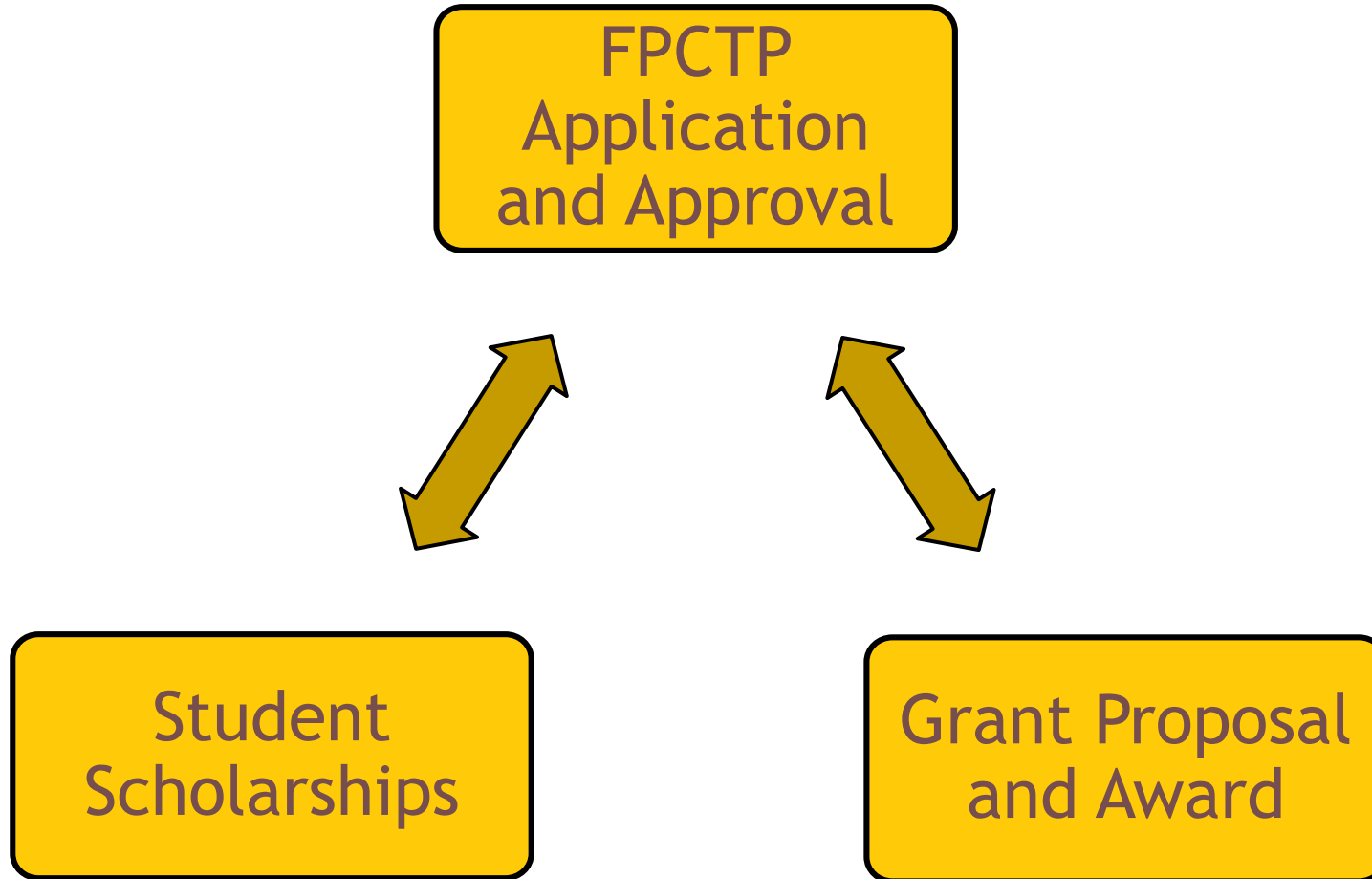
How does the IHE come up with its **contribution** to the FPCTP?

- ▶ Utilize existing services and supports
 - Advising
 - Service learning
 - Residential supports (CILs?)
 - Job placement
 - Writing center, other instructional resources/career center
- ▶ Become a VR vendor (e.g., job placement)
- ▶ Use VR pre-employment transition services funds to cover specific program components (students < age 22)

Recovering Program Costs

- ▶ Look for grants (TPSID?)
 - Program development
 - Program implementation
- ▶ Fund specific personnel and/or services while you put the various funding strategies in place

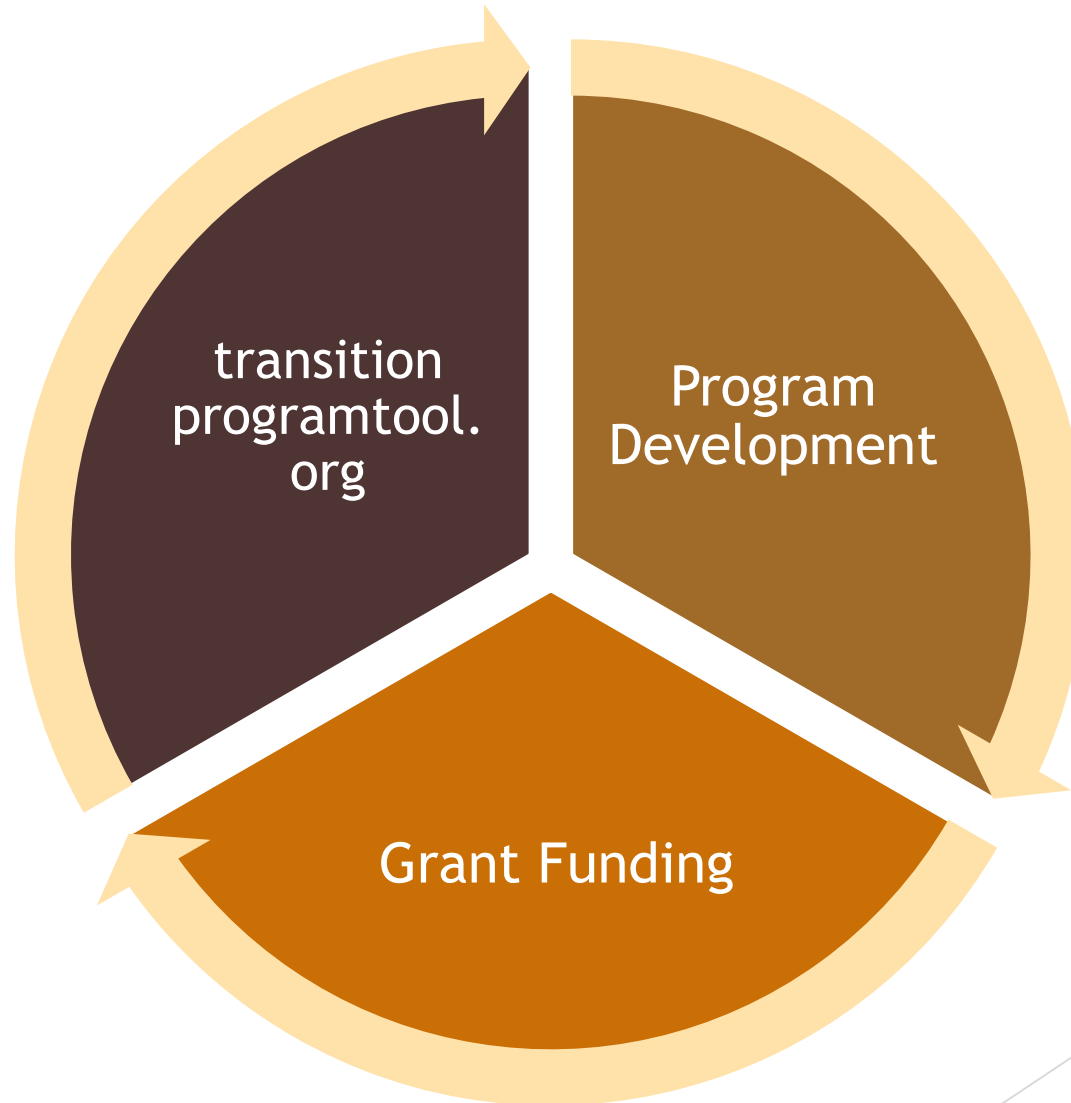
Relationship of Elements



Challenges - Common Questions

- ▶ What credential?
- ▶ What curriculum? Scope and sequence?
- ▶ Where does it “live”
- ▶ Who does what?
- ▶ Whom do we serve?
- ▶ How do we sustain it?

FCSUA Planning Process




Our Approach

- ▶ We apply a capacity-building/program improvement model:
 - Extends research to practice
 - Strategic planning informs development, implementation, evaluation
 - A strategic planning system that informs technical assistance and professional development needs

transitionprogramtool.org


SELECT PLANNING FOCUS




Strategic Planning Tool

Welcome to our web-based system for building capacity and developing programs to provide K-12 transition education and services and inclusive postsecondary education.

To log in, select a planning focus below:



K-12 Education



Postsecondary Education

For more information about this tool please contact ntactsupport@ucf.edu

Program Planning System

- ▶ Addresses four domains
 - Student-Focused
 - Faculty and Staff-Focused
 - Program and Institutional-Focused
 - Concept and System Development

Let's Explore!

[transitionprogramtool.org](https://www.transitionprogramtool.org)

[https://www.youtube.com/watch?v=Nwei4d3Xq3c
&feature=youtu.be](https://www.youtube.com/watch?v=Nwei4d3Xq3c&feature=youtu.be)

FPCTP Applications and Grants

- ▶ Effective December 2019
- ▶ Submitted via FCSUA online portal
- ▶ We will build a site for existing FPCTP institutions
- ▶ Institutions wanting to develop a new FPCTP will contact FCSUA with basic information
- ▶ EXAMPLE only: <https://test.salesforce.com/>

Key Features

- ▶ Institutional profile with contacts
- ▶ Application
- ▶ Grant
- ▶ Scholarships
- ▶ Annual reports
- ▶ Contact us



Keep your
contacts
current!

FPCTP Application Process

- ▶ Prepared in the portal
- ▶ Can submit drafts for review
- ▶ Use the Word doc to prepare info then copy and paste into the portal
- ▶ When submit for FCSUA approval, you will be prompted by email for electronic signature
- ▶ You will receive email notifications about status

FPCTP Application Process

- ▶ The same basic application for **new and renewal FPCTPS**
- ▶ Renewal applications are prompted to answer to additional questions under *Program History*
 - Summary of program changes
 - Summary of evaluation findings and student outcomes

FPCTP Application Process

- ▶ Let's review the details
- ▶ See your handouts

FPCTP Grant Proposal Process

- ▶ Parts are prepared in the portal
- ▶ Parts are uploaded as documents
- ▶ Templates are provided for required documents
- ▶ When you submit for FCSUA approval, the institution's authorized official will be prompted by email for electronic signature

FPCTP Grant Proposal Process

- ▶ Start-up grants = NEW programs
- ▶ Enhancement grants = existing FPCTPs
- ▶ The same RFP applies to both types of grants
- ▶ The RFP specifies when additional or different information is required
- ▶ *NOTE* - Enhancement grants must include information regarding student outcomes!

FPCTP Grant Proposal Process

- ▶ Let's review the details
- ▶ See your handout

Questions?



Keep in Mind

- ▶ Only 8 students of over 140 have not made SAP
- ▶ Students are winning SkillsUSA
- ▶ Students are completing their programs
- ▶ Students are earning industry certifications
- ▶ Students are gaining employment
- ▶ These could be your students!!!

The FCSUA Provides

- ▶ Assistance to prepare FPCTP applications and grant proposals, and to request scholarships
- ▶ Assistance to design evaluation plans, and to collect and analyze evaluation data
- ▶ Assistance to develop the Federal CTP proposal
- ▶ Feedback to the State legislators re: funding and policy needs

Lessons Learned

- ▶ Institutional capacity varies widely
 - Staff commitments
 - Resource allocation
 - # of students that can be supported in the program
 - Types of student supports provided
 - Ability to collect and report data

Contact Us/Follow Us

- ▶ Telephone 407-823-5225
- ▶ www.fcsua.org
- ▶ fcsua@ucf.edu
- ▶ Facebook: @FloridaCSUA
- ▶ Instagram: @floridacsua
- ▶ Twitter: @FloridaCSUA